

# Downtown Sailing Center's Fundraising Guide

Thank you for your support of the 2017 Charm City's Ya Gotta Regatta! This is a step by step guide to navigate our new fundraising platform. Please review the steps before beginning you fundraising page.

If you have any questions please reach out to Lynn at [lynn@downtownsailing.org](mailto:lynn@downtownsailing.org)

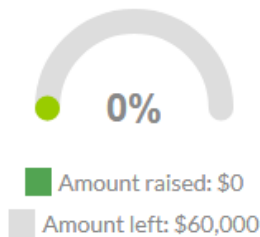
## STEP #1

YA' GOTTA REGATTA

♥ Contributions	\$0
👤 Donors	0
💬 Comments	0

Fundraising global stats: 100% left

Click on to  
become a  
fundraiser.



BECOME A FUNDRAISER

MAKE A DONATION

OUR FUNDRAISERS

Facebook Share 0 Send Facebook Recommend Tweet 0 LinkedIn Share 0 Pin 0

Beneficiaries of this event are both at-risk youth and people with disabilities who would otherwise never have the chance to learn to sail. These participants become active in a cross socioeconomic environment where they not only learn how to manage their boats, but garner leadership, team work, develop STEM

# Downtown Sailing Center's Fundraising Guide

## STEP #2

### BECOME A FUNDRAISER

Please enter your first name, last name and email address in the form below and click Submit. An email will be sent to you with a verification code and instructions.

First Name \* :

Jane

Last Name \* :

Doe

Email Address \* :

info@downtownsailing.org

Confirm Email Address \* :

info@downtownsailing.org

Password (see password policy) \* :

.....



Confirm Password \* :

.....

I'm not a robot




reCAPTCHA  
Privacy - Terms

submit

**Complete all required fields and make sure to follow the password policies.**


# Downtown Sailing Center's Fundraising Guide

## STEP #3

 Secured page (256 bit encrypted)



### FUNDRAISING STATS:



Raised: \$0 | Target: \$2,500 | Left: \$2,500



♥ Contributions	\$0
👤 Donors	0
💬 Comments	0

**this is the default amount. You can change the amount when you edit your page and profile.**

[MAKE A DONATION](#)

✓ Please click on [Edit Page](#) to put in your personal message and set your goal for this campaign. Your campaign will not show without a Goal Amount.  
✓ Click on [Edit Profile](#) to change your password and upload a profile image.

**Click here to edit your profile (update image) and edit your page (personalize your details).**


[Edit Profile](#) [Edit Page](#)

[Share 0](#) [Send](#) [Recommend](#) [Tweet 0](#) [Share 0](#) [Pin 0](#)

# Downtown Sailing Center's Fundraising Guide

## STEP #4

Assign Fundraiser to Campaign  Inbox x

 **Connect Responder** Responder@notify.clickandpledge.com via clickandpledge.cc 12:11 PM (3 minutes ago) ☆   
to info ▾


Dear Jane Doe:  
We at Downtown Sailing Center thank you for your continued support. We are sending you this email to let you know that we have added you as a fundraiser to the campaign(s)

- [Ya Gotta Regatta](#)

Your new fundraising page is available here: <https://connect.clickandpledge.com/Organization/downtownsailing/campaign/yagottaregatta/fundraiser/JaneDoe187/>

Best regards,  
Downtown Sailing Center


Powered by [Click & Pledge](#)



**This is your personal fundraising page.  
Share this link with family and friends  
and to complete any new edits to  
your page.**

## STEP #5

<https://connect.clickandpledge.com/Organization/downtownsailing/campaign/yagottaregatta/fundraiser/JaneDoe187/>



# Downtown Sailing Center's Fundraising Guide

## FAQ

### **1. It is rejecting my password? Do you know the issue?**

Make sure you are logging in from the link of the email that was sent activating your page. After you enter your password make sure to press SUBMIT not enter. Then you should be all set!

### **2. What is the best way to edit my page?**

Follow the link send to you from connect responder. That link is your unique link for sharing with friends and editing your page. Make sure to go to the top of the page and sign in if you would like to make edits.

### **3. Why is our profile picture so small?**

Not quite sure why they have your profile picture set to 100px or less. Use paint to downsize any picture you have for your team page. You can also add larger pictures in the tab section.

### **4. How do I confirm that my supporters donated to my page?**

Once you are on leaderboard any supporters can jump on and click on your fundraising page. You can also share your unique link through social media, emails, etc.

### **5. What are the tab options?**

The tab options allows you to expand on your fundraising page with more details, pictures and the reason for your fundraising efforts. Just click on add tab to expand your story.

### **6. What is the best way to kick off a successful individual fundraising effort?**

It is always important to make the first intitial donation to your page to kick start a great fundraising effort. Even if it's a small donation it will encourage others to get excited for your campaign.

### **7. Do you have other tips for first time fundraisers?**

Yes, head to our Tips for Fundraisers to learn more.

### **8. How do I get on the leaderboard?**

By making your first donation to your page you will join our DSC leaderboard.

Share your link and start fundraising!

Need some great ideas that will help you reach your goal?

[Click here to become an expert fundraiser!](#)